











Good things to use to **adapt** materials or **create** your own:






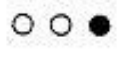
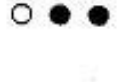
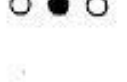


- 👁️ feathers
- 👁️ cotton balls
- 👁️ hot glue
- 👁️ glue (mix with shaving cream to "finger paint;" add Jell-O/Kool-Aid for color/smell)
- 👁️ things to add into your paint: sand, seeds, tiny beads, etc.
- 👁️ felt and foam sheets
- 👁️ Wikki Stix
- 👁️ Velcro (keep on hand for quick modifications)
- 👁️ yarn, string
- 👁️ pipe cleaners (remember to tuck in the sharp ends!)
- 👁️ beads and sequins
- 👁️ glitter or sand
- 👁️ interesting-feeling fabric and fur
- 👁️ window screen
- 👁️ corrugated cardboard
- 👁️ shiny materials (low vision)
- 👁️ bells
- 👁️ check your thrift stores & craft stores for anything interesting! 😊

# THE BRAILLE ALPHABET






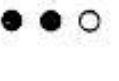
a b c d e f g h i j

---













k l m n o p q r s t

---

u v w x y z




## BRAILLE NUMBERS












1 2 3 4 5 6 7 8 9 0